

# Tea Drying Microwave Oven

## Description Of Tea Drying Oven

A tea drying oven is a specialized piece of equipment used in the tea production process to dry freshly harvested tea leaves. The oven utilizes hot air to remove moisture from the tea leaves, which helps to preserve the quality of the tea and prevent the growth of mold or bacteria. Tea drying ovens are typically made of stainless steel and consist of a chamber for holding the tea leaves, a heating system for producing hot air, and a fan for circulating the air throughout the chamber. The oven may also have temperature and humidity control systems to ensure that the tea is dried at the appropriate temperature and moisture level. The tea leaves are spread out on trays or screens inside the drying chamber, and the hot air is circulated through the chamber to remove moisture from the leaves. The drying time and temperature may vary depending on the type of tea and desired quality. Once the tea leaves are dry, they are removed from the oven and undergo further processing, such as sorting, grading, and packaging. Properly dried tea leaves can be stored for longer periods and maintain their flavor and aroma.



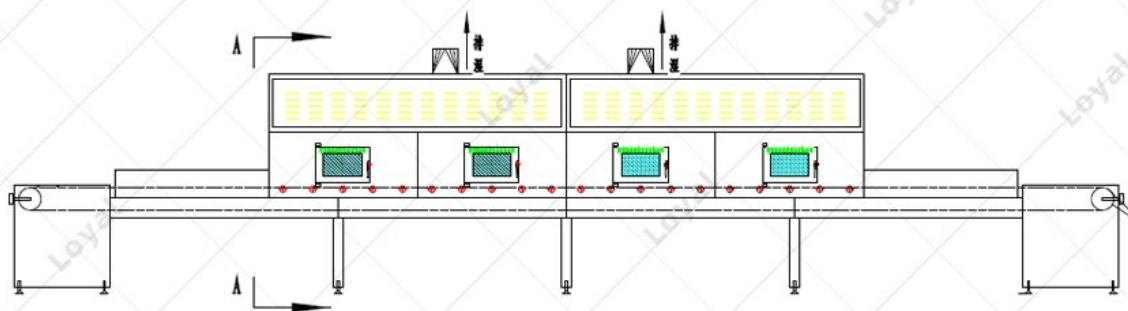
## How To Make The Tea

Tea drying in a microwave oven is possible, but it requires careful attention and proper technique to ensure that the tea is dried evenly and does not become overcooked or burnt.

Here are some general guidelines to follow when drying tea in a microwave oven:

1. Use a microwave-safe plate or tray to hold the tea leaves. Spread the leaves out in a single layer to allow for even drying.
2. Set the microwave to a low power setting (around 30-40% power) to avoid overheating the tea leaves.
3. Start with short bursts of microwave time, typically 30 seconds to 1 minute, to check the progress of the drying process.
4. Stir the tea leaves between each burst of microwave time to help distribute the heat evenly.
5. Keep a close eye on the tea leaves and remove them from the microwave as soon as they are dry to the touch. Be careful not to overcook the leaves, as this can result in a burnt taste.
6. Let the tea leaves cool completely before storing them in an airtight container.



It's worth noting that while drying tea in a microwave oven is possible, it may not produce the same quality of tea as traditional methods like air drying or sun drying. Tea enthusiasts may prefer to use these traditional methods to achieve the desired flavor and aroma in their tea.



## Features Of Microwave Drying

|                               |   |
|-------------------------------|---|
| <p><b>Uniform Heating</b></p> | <p>As microwave acts on water molecules, so the part with high water content absorbs more microwave power than the part with lower water content. This is the characteristic of selective heating, using this feature can achieve uniform heating and uniform drying.</p> |
|-------------------------------|---|

|   |  |
|---|--|
| <p><b>High Efficiency</b></p> <p><b>And</b></p> <p><b>Energy Saving</b></p> | <p>Microwave is directly on the role of materials, so there is no additional heat loss, the air in the furnace and the corresponding container will not heat, so the thermal efficiency is very high, the production environment is also significantly improved, compared with far infrared heating can save 30% of electricity.</p> |
| <p><b>High Efficiency</b></p> <p><b>Short Time</b></p>                      | <p>Because microwave heating does not require the process of heat conduction, so the microwave penetrates the object from different directions into the object inside, from inside to outside so that the material in a very short time to achieve uniform drying, effectively shortening the drying time.</p>                       |
| <p><b>Easy To Control</b></p>   | <p>Compared with conventional methods, microwave operation is easy; microwave power adjustable, adjustable transmission speed.</p>   |



## Advantages Of Tea Drying Oven

|                                  |   |
|----------------------------------|---|
| <p><b>Faster Drying</b></p>      | <p>Tea drying ovens use hot air convection to dry tea leaves, which is a faster process than traditional sun drying or pan frying. This faster drying time helps to preserve the quality and freshness of the tea leaves.</p> |
| <p><b>Consistent Quality</b></p> | <p>Tea drying ovens provide a controlled drying environment, ensuring that tea leaves are dried evenly and consistently.</p>  |

|                              |  |
|------------------------------|--|
|                              | This consistency results in a more uniform product with a consistent quality, taste, and aroma.  |
| <b>Increased Efficiency</b>  | Tea drying ovens are designed to be energy efficient and can dry large quantities of tea leaves at once. This increased efficiency reduces production costs and time required for tea processing.                                      |
| <b>Reduced Labor Costs</b>   | Traditional tea drying methods require significant manual labor, which can be time-consuming and costly. Tea drying ovens automate the drying process, reducing labor costs and freeing up labor resources for other tasks.            |
| <b>Year-Round Production</b> | Traditional tea drying methods rely on weather conditions, limiting production to specific seasons. Tea drying ovens provide a controlled environment for tea drying, allowing year-round production regardless of weather conditions. |
| <b>Improved Hygiene</b>      | Tea drying ovens provide a controlled, hygienic environment for drying tea leaves, reducing the risk of contamination from external factors such as dust, insects, or other contaminants.  |

